


MARICOPA COUNTY
TREASURER'S OFFICE

John M. Allen, Treasurer
301 West Jefferson St., Suite 100
Phoenix, Arizona 85003
Phone: (602) 506-8511
<http://treasurer.maricopa.gov>

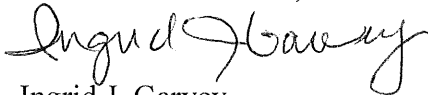
DATE: January 13, 2025

TO: Thomas Galvin, Chairman,
Kate Brophy McGee, Vice Chair, District 3
Mark Stewart, Supervisor, District 1
Debbie Lesko Supervisor, District 4
Steve Gallardo, Supervisor, District 5

SUBJECT: Treasurer's monthly report for December 2024

In compliance with A.R.S. § 11-501, the Maricopa County Treasurer's Office is submitting to the Maricopa County Board of Supervisors the monthly financial report for all monies received and disbursed, as well as the ending balance.


Submitted under oath,



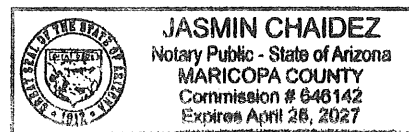
Ingrid J. Garvey
Chief Deputy Treasurer

STATE OF ARIZONA) ss.
COUNTY OF MARICOPA)

This instrument was acknowledged before me on this 13th day of January 2025, by Ingrid J. Garvey Chief Deputy Treasurer of Maricopa County, State of Arizona, known to me to be the person whose name is subscribed to the foregoing instrument and who acknowledged to me that they executed the same for and on behalf of the State of Arizona for the purpose and consideration therein expressed.


Notary Public

April 25, 2027
My Commission Expires



Financial Report
Month Ended December 2024

Inflows - Real and Personal Property Taxes

County and County Controlled Districts	\$49,016,062
School Districts	405,230,287
Community College District	40,192,730
Municipalities	46,165,674
Special Taxing Districts	16,219,874
Special Health Care District	9,365,517
Other	1,575,323

Total Inflows from Real and Personal Property Taxes \$567,765,467

Inflows - Other Revenues

County and County Controlled Districts	\$185,284,863
School Districts	459,380,561
Community College District	319,927
Municipalities	321,717
Special Taxing Districts	549,086
Special Health Care District	54,864,915
Other	2,660,317

Total Inflows from Other Revenues \$703,381,386

Total Inflows **\$1,271,146,853**

Outflows

County and County Controlled Districts	\$229,906,122
School Districts	758,006,728
Community College District	128,373,461
Municipalities	158,769,100
Special Taxing Districts	57,396,627
Special Health Care District	146,341,061
Other	5,603,381

Total Outflows \$1,484,396,480

Net Inflows/(Outflows) **(\$213,249,627)**

Cash and Investments Reconciliation

Beginning balance - cash and investments	\$8,782,979,182
Net inflows/(outflows)	(213,249,627)
Change in amounts held for distribution	(14,174,381)
Rounding difference	(1)

Ending Balance - Cash and Investments \$8,555,555,173

Maricopa County Treasurer's Office

Notes to the Financial Report

In compliance with ARS §11-501, the Maricopa County Treasurer's Office is submitting to the Maricopa County Board of Supervisors the monthly Financial Report for all monies received and disbursed.

The Treasurer's Office serves the taxpayers and citizens of Maricopa County. The Treasurer's Office is responsible for the billing and collection of both real and personal property taxes levied by the county and special taxing districts (schools, municipalities, etc.). This includes receiving, processing, investing, and safeguarding of public funds. Additionally, the Treasurer's Office has a fiduciary responsibility to serve as the bank for school districts and special taxing districts within Maricopa County.

Accounting Policies:

The Treasurer's Office Financial Report is prepared on a cash basis of reporting. Under the cash basis, receipts are recorded when received and disbursements are recorded when paid.

The County Treasurer records the resources it holds on behalf of others (school districts, fire districts, special lighting improvement districts, etc.) in custodial funds as required by governmental accounting standards.

For the purpose of presenting information in the Financial Report, the financial transactions for the month have been aggregated and condensed into a consolidated format as further described in the Inflow Consolidation and Outflow Consolidation sections below.

The Financial Report is for information purposes only and has not been audited.

Reporting Entities:

Maricopa County and County Controlled Districts include Maricopa County and the County's Flood Control District, Library District, and Stadium District.

School Districts include elementary school districts, high school districts, unified school districts, and vocational school districts.

Community College District is the Maricopa County Community College District.

Municipalities include cities and towns that have authorized a property tax levy.

Special Taxing Districts include street lighting improvement districts, irrigation water districts, and various other taxing districts.

Special Health Care District is the Maricopa County Special Health Care District.

Other includes miscellaneous transactions that are not grouped by the reporting entities above.

Inflow Consolidation:

Real and personal property taxes include the receipt of current and prior years taxes related to real and personal property, educational state aid and state equalization, bond redemptions, in lieu payments, etc., as applicable.

Other revenues include fines, fees, penalties, revenue from federal and state resources, bond issuance proceeds, etc., as applicable.

Outflow Consolidation:

Expenditures include warrants, electronic fund transfers, wire transfers, and other payments, used for payroll, vendor payments, debt service requirements, etc., as applicable.