



# Maricopa County Treasurer Portfolio Report

Charles "Hos" Hoskins  
Treasurer  
treasurer.maricopa.gov

GASB 40 Investment Risk Disclosures as of 09/30/2016

ALL INVESTMENTS RESTRICTED PURSUANT TO ARS § 35-323

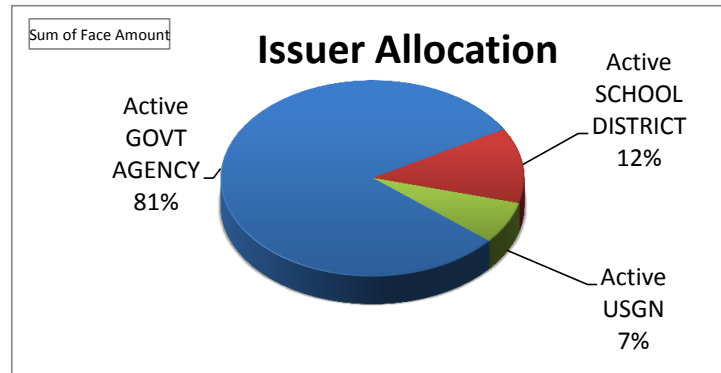
Status Active

Portfolio	Count	% OF TOTAL	PAR	PRINCIPAL	FAIR	YTM	WAM	DURATION
<b>POOL</b>	<b>128</b>	<b>100.00%</b>	<b>\$2,664,359,000</b>	<b>\$2,670,217,526</b>	<b>\$2,670,458,016</b>	<b>0.78%</b>	<b>442</b>	<b>0.46</b>
<b>Available-for-Sale</b>	<b>89</b>	<b>87.54%</b>	<b>\$2,332,284,000</b>	<b>\$2,329,583,563</b>	<b>\$2,330,708,207</b>	<b>0.76%</b>	<b>454</b>	<b>0.46</b>
FIXED INCOME	89	87.54%	\$2,332,284,000	\$2,329,583,563	\$2,330,708,207	0.76%	454	0.46
<b>BONDS</b>	<b>21</b>	<b>16.65%</b>	<b>\$443,590,000</b>	<b>\$443,441,808</b>	<b>\$443,282,970</b>	<b>0.95%</b>	<b>652</b>	<b>0.89</b>
DISCOUNT NOTES	32	37.02%	\$986,269,000	\$983,640,557	\$984,699,755	0.44%	117	0.22
NOTES	30	26.93%	\$717,425,000	\$717,330,300	\$717,413,373	1.10%	830	0.57
US TREASURY	6	6.94%	\$185,000,000	\$185,170,898	\$185,312,109	0.75%	321	0.32
<b>Hold-to-Maturity</b>	<b>39</b>	<b>12.46%</b>	<b>\$332,075,000</b>	<b>\$340,633,963</b>	<b>\$339,749,809</b>	<b>0.93%</b>	<b>352</b>	<b>0.40</b>
COUNTRY SCHOOL BONDS	29	3.92%	\$104,575,000	\$112,574,313	\$111,690,159	1.15%	482	1.28
COUNTRY SCHOOL TANS	10	8.54%	\$227,500,000	\$228,059,650	\$228,059,650	0.82%	292	0.00
<b>Grand Total</b>	<b>128</b>	<b>100.00%</b>	<b>\$2,664,359,000</b>	<b>\$2,670,217,526</b>	<b>\$2,670,458,016</b>	<b>0.78%</b>	<b>442</b>	<b>0.46</b>

Status Active

Credit Ratings	Count
<b>AA+</b>	<b>6</b>
<b>GOVT AGENCY</b>	<b>6</b>
FANNIE MAE	1
FEDERAL FARM CREDIT BANK	1
FEDERAL HOME LOAN BANK	1
FREDDIE MAC	3
<b>Aaa</b>	<b>51</b>
<b>GOVT AGENCY</b>	<b>45</b>
FANNIE MAE	14
FEDERAL FARM CREDIT BANK	10
FEDERAL HOME LOAN BANK	9
FREDDIE MAC	12
<b>USGN</b>	<b>6</b>
US TREASURY N/B	6
<b>NR (not rated)</b>	<b>39</b>
<b>SCHOOL DISTRICT</b>	<b>39</b>
<b>P-1</b>	<b>32</b>
<b>GOVT AGENCY</b>	<b>32</b>
FANNIE DISCOUNT NOTE	7
FED FARM CRD DISCOUNT NT	6
FED HOME LN DISCOUNT NT	18
FREDDIE MAC DISCOUNT NT	1
<b>Grand Total</b>	<b>128</b>

BENCHMARKS	
BofA Merrill Lynch 1-3 Month US Treasury Index	0.32%
BofA Merrill Lynch 0-1 Year US Treasury Index	0.48%
BofA Merrill Lynch 1-3 Year US Agency Index	0.93%



School Bonds and TANS fair values are amortized cost.  
Fixed Income fair value is market value.  
Straight-line amortization applied.



# Maricopa County Treasurer

## Portfolio Report

Charles "Hos" Hoskins  
Treasurer  
treasurer.maricopa.gov

GASB Statement 31 Investment Accounting & Reporting as of 09/30/2016

ALL INVESTMENTS RESTRICTED PURSUANT TO ARS § 35-323

Status Active

Portfolio	COUNT	PRINCIPAL	FAIR	MARKET	UNREALIZED GAIN/(LOSS)
<b>POOL</b>	<b>128</b>	<b>\$2,670,217,526</b>	<b>\$2,670,458,016</b>	<b>\$2,330,708,207</b>	<b>\$1,124,644</b>
<b>Available-for-Sale</b>	<b>89</b>	<b>\$2,329,583,563</b>	<b>\$2,330,708,207</b>	<b>\$2,330,708,207</b>	<b>\$1,124,644</b>
FIXED INCOME	89	\$2,329,583,563	\$2,330,708,207	\$2,330,708,207	\$1,124,644
<b>BONDS</b>	<b>21</b>	<b>\$443,441,808</b>	<b>\$443,282,970</b>	<b>\$443,282,970</b>	<b>(\$158,838)</b>
<b>DISCOUNT NOTES</b>	<b>32</b>	<b>\$983,640,557</b>	<b>\$984,699,755</b>	<b>\$984,699,755</b>	<b>\$1,059,198</b>
<b>NOTES</b>	<b>30</b>	<b>\$717,330,300</b>	<b>\$717,413,373</b>	<b>\$717,413,373</b>	<b>\$83,073</b>
<b>US TREASURY</b>	<b>6</b>	<b>\$185,170,898</b>	<b>\$185,312,109</b>	<b>\$185,312,109</b>	<b>\$141,211</b>
<b>Hold-to-Maturity</b>	<b>39</b>	<b>\$340,633,963</b>	<b>\$339,749,809</b>	<b>\$0</b>	<b>\$0</b>
COUNTY SCHOOL BONDS	29	\$112,574,313	\$111,690,159	\$0	\$0
COUNTY SCHOOL TANS	10	\$228,059,650	\$228,059,650	\$0	\$0
<b>Grand Total</b>	<b>128</b>	<b>\$2,670,217,526</b>	<b>\$2,670,458,016</b>	<b>\$2,330,708,207</b>	<b>\$1,124,644</b>

Status Active

Portfolio	COUNT	PAR	PRINCIPAL	AMORTIZATION	INTEREST ACCRUAL
<b>POOL</b>	<b>128</b>	<b>\$2,664,359,000</b>	<b>\$2,670,217,526</b>	<b>\$2,669,340,984</b>	<b>\$13,916,057</b>
<b>Available-for-Sale</b>	<b>89</b>	<b>\$2,332,284,000</b>	<b>\$2,329,583,563</b>	<b>\$2,329,591,175</b>	<b>\$8,229,069</b>
FIXED INCOME	89	\$2,332,284,000	\$2,329,583,563	\$2,329,591,175	\$8,229,069
<b>BONDS</b>	<b>21</b>	<b>\$443,590,000</b>	<b>\$443,441,808</b>	<b>\$443,465,829</b>	<b>\$1,948,001</b>
<b>DISCOUNT NOTES</b>	<b>32</b>	<b>\$986,269,000</b>	<b>\$983,640,557</b>	<b>\$983,640,557</b>	<b>\$902,804</b>
<b>NOTES</b>	<b>30</b>	<b>\$717,425,000</b>	<b>\$717,330,300</b>	<b>\$717,337,750</b>	<b>\$4,130,467</b>
<b>US TREASURY</b>	<b>6</b>	<b>\$185,000,000</b>	<b>\$185,170,898</b>	<b>\$185,147,039</b>	<b>\$1,247,797</b>
<b>Hold-to-Maturity</b>	<b>39</b>	<b>\$332,075,000</b>	<b>\$340,633,963</b>	<b>\$339,749,809</b>	<b>\$5,686,988</b>
COUNTY SCHOOL BONDS	29	\$104,575,000	\$112,574,313	\$111,690,159	\$5,194,026
COUNTY SCHOOL TANS	10	\$227,500,000	\$228,059,650	\$228,059,650	\$492,962
<b>Grand Total</b>	<b>128</b>	<b>\$2,664,359,000</b>	<b>\$2,670,217,526</b>	<b>\$2,669,340,984</b>	<b>\$13,916,057</b>

School Bonds and TANS fair values are amortized cost.  
Fixed Income fair value is market value.  
Straight-line amortization applied.



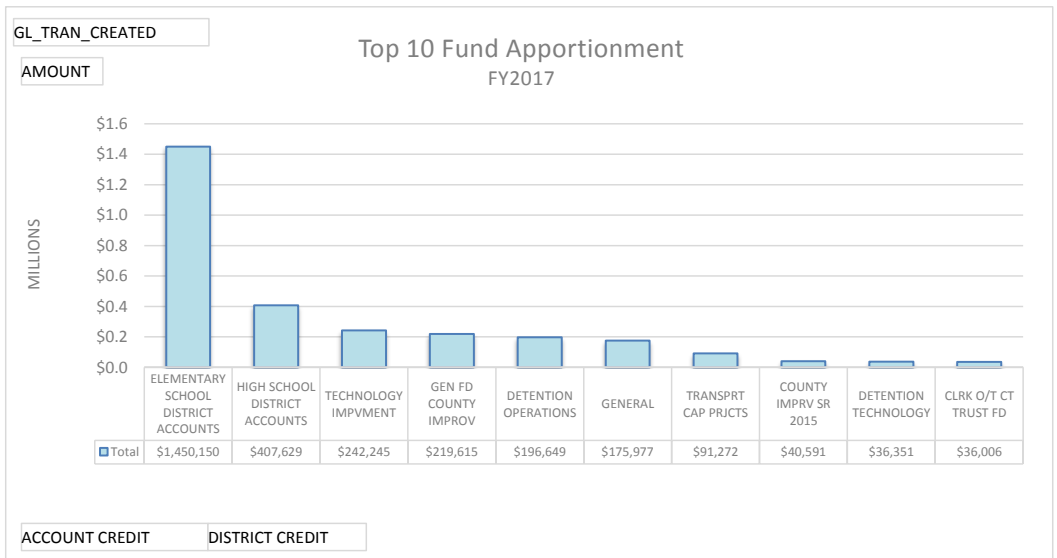
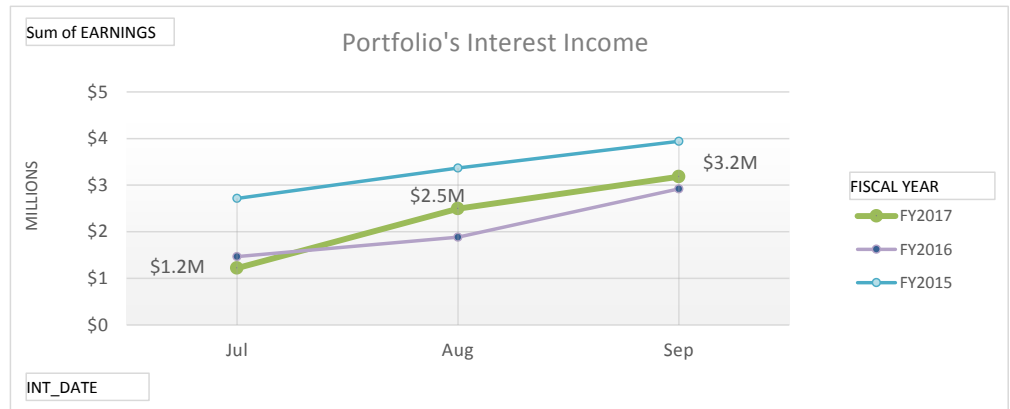
# Maricopa County Treasurer Portfolio Activity and Income

Charles "Hos" Hoskins  
Treasurer  
treasurer.maricopa.gov

ALL INVESTMENTS RESTRICTED PURSUANT TO ARS § 35-323

Transactions	Date 2016		2015	
	Sep	Aug	Sep	Aug
<b>MATURITY</b>				
COUNT	14	16	12	14
AMOUNT	\$460.1M	\$508.7M	\$375.M	\$457.5M
<b>CALL</b>				
COUNT	3	5	8	3
AMOUNT	\$45.2M	\$120.5M	\$192.2M	\$45.3M
<b>SALE</b>				
COUNT			2	
AMOUNT			\$55.M	
<b>PURCHASE</b>				
COUNT	10	13	19	13
AMOUNT	\$194.6M	\$357.8M	\$479.2M	\$298.6M

Date	INTEREST INCOME
<b>FY2017</b>	
<b>2016</b>	
Sep	\$686,002.37
Aug	\$1,275,595.95
Jul	\$1,218,925.44
<b>FY2017 Total</b>	<b>\$3,180,523.76</b>



\* Interest income distributed on cash basis.  
\* Apportionment occurs quarterly.